

AGENDA
COUNCIL COMMITTEE MEETING
MUNICIPAL DISTRICT OF PINCHER CREEK
November 14, 2023
2:00 pm
Council Chambers

- 1) Approval of Agenda
- 2) Delegations
 - a) 2:00 pm to 3:00 pm - Southern Operations Section, Agriculture and Irrigation
 - b) 3:00 pm to 3:20 pm - STARS
 - c) 3:20 pm to 3:40 pm - RCMP
- 3) Closed Session
 - a) Pincher Creek Emergency Services Funding Formula – FOIP 24.1.a
 - b) Draft Operating Budget – FOIP Sec. 24.1.a
 - c) Draft Recreation Agreement – FOIP Sec. 24.1.a
 - d) Water Update and Raw Water Storage Grant – FOIP Sec. 24.1.a
- 4) Round Table
- 5) Adjournment



2023-11-14

Mr. Dave Cox
Reeve-Municipal District of Pincher Creek
Pincher Creek, AB

Dear Mr. Cox,

Please find the quarterly Community Policing Report attached that covers the July 1st to September 30th, 2023 reporting period. The attached report serves to provide a quarterly snapshot of the human resources, financial data and crime statistics for the Pincher Creek Detachment.

This quarter I want to update you on the status of Body Worn Camera (BWC) field test pilot project, which commenced earlier this year in Grand Prairie, Parkland, and St. Paul Detachments respectively. The rollout of BWC is part of the RCMP's on-going efforts to be transparent and accountable to the communities we serve. The use of BWC can play a role in enhancing public trust, improving interactions between the public and police, resolving public complaints more quickly, and improving evidence gathering. I wish to advise that the 10-week BWC & Digital Evidence Management Service (DEMS) Field Test has ended. Over the course of the Field Test, the Project Team reviewed the tools and services provided by the Contractor as well feedback provided by users of the Field Test Service against the contractual requirements. The RCMP has determined that the Contractor has not successfully met the Field Test requirements as outlined in the Contract. As such, we are in the process of transitioning to a new Contractor, and more details will be shared once they are confirmed.

Your ongoing engagement and the feedback you provide guides our Detachment team and supports the reinforcement of your policing priorities. I always remain available to discuss your community-identified policing priorities and/or any ideas you may have that will enhance our service delivery to address the priorities that are important to you. As the Chief of Police for your community, I invite you to contact me should you have any questions or concerns.

Sgt Ryan Hodge
Detachment Commander
Pincher Creek RCMP



Pincher Creek Provincial Detachment Crime Statistics (Actual) Q2: July to September 2019 - 2023

All categories contain "Attempted" and/or "Completed"

October 10, 2023

CATEGORY	Trend	2019	2020	2021	2022	2023	% Change 2019 - 2023	% Change 2022 - 2023	Avg File +/- per Year
Offences Related to Death		0	0	0	0	0	N/A	N/A	0.0
Robbery		0	0	0	1	3	N/A	200%	0.7
Sexual Assaults		3	1	1	0	3	0%	N/A	-0.1
Other Sexual Offences		2	1	0	1	0	-100%	-100%	-0.4
Assault		13	22	31	29	19	46%	-34%	1.9
Kidnapping/Hostage/Abduction		0	0	0	0	0	N/A	N/A	0.0
Extortion		0	0	2	2	0	N/A	-100%	0.2
Criminal Harassment		1	7	7	6	7	600%	17%	1.1
Uttering Threats		6	8	18	15	11	83%	-27%	1.7
TOTAL PERSONS		25	39	59	54	43	72%	-20%	5.1
Break & Enter		8	10	17	5	14	75%	180%	0.7
Theft of Motor Vehicle		9	3	15	9	8	-11%	-11%	0.4
Theft Over \$5,000		1	0	1	2	4	300%	100%	0.8
Theft Under \$5,000		21	33	34	27	39	86%	44%	3.0
Possn Stn Goods		2	2	7	7	3	50%	-57%	0.7
Fraud		11	7	6	7	10	-9%	43%	-0.2
Arson		0	0	0	0	0	N/A	N/A	0.0
Mischief - Damage To Property		8	24	21	25	36	350%	44%	5.7
Mischief - Other		7	18	20	14	21	200%	50%	2.4
TOTAL PROPERTY		67	97	121	96	135	101%	41%	13.5
Offensive Weapons		1	3	5	10	2	100%	-80%	0.9
Disturbing the peace		25	30	35	38	28	12%	-26%	1.4
Fail to Comply & Breaches		45	7	15	12	8	-82%	-33%	-6.9
OTHER CRIMINAL CODE		6	7	9	8	8	33%	0%	0.5
TOTAL OTHER CRIMINAL CODE		77	47	64	68	46	-40%	-32%	-4.1
TOTAL CRIMINAL CODE		169	183	244	218	224	33%	3%	14.5




Pincher Creek Provincial Detachment Crime Statistics (Actual) Q2: July to September 2019 - 2023

All categories contain "Attempted" and/or "Completed"

October 10, 2023

CATEGORY	Trend	2019	2020	2021	2022	2023	% Change 2019 - 2023	% Change 2022 - 2023	Avg File +/- per Year
Drug Enforcement - Production		0	0	0	0	0	N/A	N/A	0.0
Drug Enforcement - Possession		1	3	0	7	5	400%	-29%	1.2
Drug Enforcement - Trafficking		1	0	2	2	2	100%	0%	0.4
Drug Enforcement - Other		0	2	0	1	0	N/A	-100%	-0.1
Total Drugs		2	5	2	10	7	250%	-30%	1.5
Cannabis Enforcement		0	1	0	1	0	N/A	-100%	0.0
Federal - General		3	6	5	6	3	0%	-50%	0.0
TOTAL FEDERAL		5	12	7	17	10	100%	-41%	1.5
Liquor Act		74	29	37	32	26	-65%	-19%	-9.3
Cannabis Act		0	1	0	1	0	N/A	-100%	0.0
Mental Health Act		14	27	20	20	26	86%	30%	1.7
Other Provincial Stats		27	46	15	26	19	-30%	-27%	-3.6
Total Provincial Stats		115	103	72	79	71	-38%	-10%	-11.2
Municipal By-laws Traffic		1	1	0	0	1	0%	N/A	-0.1
Municipal By-laws		3	3	5	5	6	100%	20%	0.8
Total Municipal		4	4	5	5	7	75%	40%	0.7
Fatals		1	0	2	1	0	-100%	-100%	-0.1
Injury MVC		3	8	5	7	10	233%	43%	1.3
Property Damage MVC (Reportable)		62	87	72	56	58	-6%	4%	-3.9
Property Damage MVC (Non Reportable)		13	12	5	8	7	-46%	-13%	-1.6
TOTAL MVC		79	107	84	72	75	-5%	4%	-4.3
Roadside Suspension - Alcohol (Prov)		N/A	N/A	N/A	N/A	3	N/A	N/A	N/A
Roadside Suspension - Drugs (Prov)		N/A	N/A	N/A	N/A	0	N/A	N/A	N/A
Total Provincial Traffic		366	462	260	310	325	-11%	5%	-23.4
Other Traffic		1	3	1	1	0	-100%	-100%	-0.4
Criminal Code Traffic		32	39	19	16	25	-22%	56%	-3.7
Common Police Activities									
False Alarms		9	10	10	8	8	-11%	0%	-0.4
False/Abandoned 911 Call and 911 Act		20	26	19	15	9	-55%	-40%	-3.3
Suspicious Person/Vehicle/Property		31	23	39	33	27	-13%	-18%	0.2
Persons Reported Missing		9	14	11	10	7	-22%	-30%	-0.8
Search Warrants		0	0	0	0	0	N/A	N/A	0.0
Spousal Abuse - Survey Code (Reported)		8	20	13	20	20	150%	0%	2.4
Form 10 (MHA) (Reported)		0	0	2	4	0	N/A	-100%	0.4



RCMP Provincial Policing Report


Detachment	Pincher Creek
Detachment Commander	Sgt. Ryan Hodge
Quarter	Q2
Date of Report	2023-11-14

Community Consultations

Date	2023-07-19
Meeting Type	Meeting with Stakeholder(s)
Topics Discussed	Regular reporting information sharing
Notes/Comments	Detachment members attended the Pincher Creek Police Advisory Committee and reported on crime statistics for Q2.


Date	2023-08-19
Meeting Type	Community Connection
Topics Discussed	Education Session
Notes/Comments	Detachment members attended the Pincher Creek parade and interacted with community members during the event.

Date	2023-09-06
Meeting Type	Meeting with Elected Officials
Topics Discussed	Regular reporting information sharing
Notes/Comments	Detachment members met with elected officials for regular reporting and information sharing.



Community Priorities

<p>Priority 1</p>	<p>Police / Community Relations - Police Visibility</p>
<p>Current Status & Results</p>	<p>Members have been actively involved in community events such as the rodeo, parade, farmers market, events at the Napi Center and the local fun run. Community members have been leaving great feedback and support of the members increased attendance and visibility.</p> <p>School patrols and visits are started again in September with daily patrols of the school zones and members are frequently stopping in the schools to informally meet with students and attend events they are invited to.</p>
<p>Priority 2</p>	<p>Enhanced Road Safety</p>
<p>Current Status & Results</p>	<p>Members have been actively focusing on traffic safety and have been issuing tickets and warnings where appropriate. More effort needs to be placed on following the traffic calendar for initiatives.</p> <p>Media releases have been regular and are following the traffic calendar.</p>
<p>Priority 3</p>	<p>Crime Reduction - Theft Related Offences</p>
<p>Current Status & Results</p>	<p>Pincher Creek Det saw a noticeable increase in theft of vehicles and break ins during the second quarter. This was due to several prolific offenders being released back into the community. Members were able to quickly identify these persons and numerous charges were laid. Property crime overall rose for the quarter while overall crime stayed almost unchanged.</p> <p>No members signed up for source handling workshops being offered during the quarter. This initiative will be looked at again next quarter with a different approach taken.</p>



Crime Statistics¹


The following table provides policing statistics on actual offences within the periods listed. Please see Appendix for additional information and a five-year comparison.

Category	July - September			January - December		
	2022	2023	% Change Year-over-Year	2021	2022	% Change Year-over-Year
Total Criminal Code	218	224	3%	642	581	-10%
<i>Persons Crime</i>	54	43	-20%	173	128	-26%
<i>Property Crime</i>	96	135	41%	330	290	-12%
<i>Other Criminal Code</i>	68	46	-32%	139	163	17%
Traffic Offences						
<i>Criminal Code Traffic</i>	16	25	56%	61	48	-21%
<i>Provincial Code Traffic</i>	310	325	5%	1,034	1,147	11%
<i>Other Traffic</i>	1	0	-100%	1	2	100%
CDSA Offences	10	7	-30%	20	17	-15%
Other Federal Acts	17	10	-41%	31	33	6%
Other Provincial Acts	79	71	-10%	222	216	-3%
Municipal By-Laws	5	7	40%	21	12	-43%
Motor Vehicle Collisions	72	75	4%	281	265	-6%

¹ Data extracted from a live database (PROS) and is subject to change over time.

Trends/Points of Interest

It should be noted that Property Crime saw a noticeable increase during this quarter in comparison to last year. When looking at the five year trend this is the highest that Property Crime has been with 284 reported incidents between January and September. For reference this is an increase of 40 reported incidents for the same time in 2022. This increase is almost entirely accounted for in the reported Mischief to Property which saw 33 more reported incidents.



Provincial Police Service Composition Table²

Staffing Category	Established Positions	Working	Soft Vacancies ³	Hard Vacancies ⁴
Police Officers	11	9	2	0
Detachment Support	3	3	1	0

² Data extracted on September 30, 2023 and is subject to change.

³ Soft Vacancies are positions that are filled but vacant due to maternity/paternity leave, medical leave, etc. and are still included in the overall FTE count.

⁴ Hard Vacancies reflect positions that do not have an employee attached and need to be filled.

Comments

Police Officers: Of the 11 established positions, nine officers are currently working. There are two officers on special leave (One Parental and one Medical leave). There are no hard vacancies at this time.

Detachment Support: Of the three established positions, three resources are currently working. One resource is on special leave (One Leave Without Pay), and the position is backfilled to ensure coverage.

Quarterly Financial Drivers

